ODBY

128524/ 725-236-1006

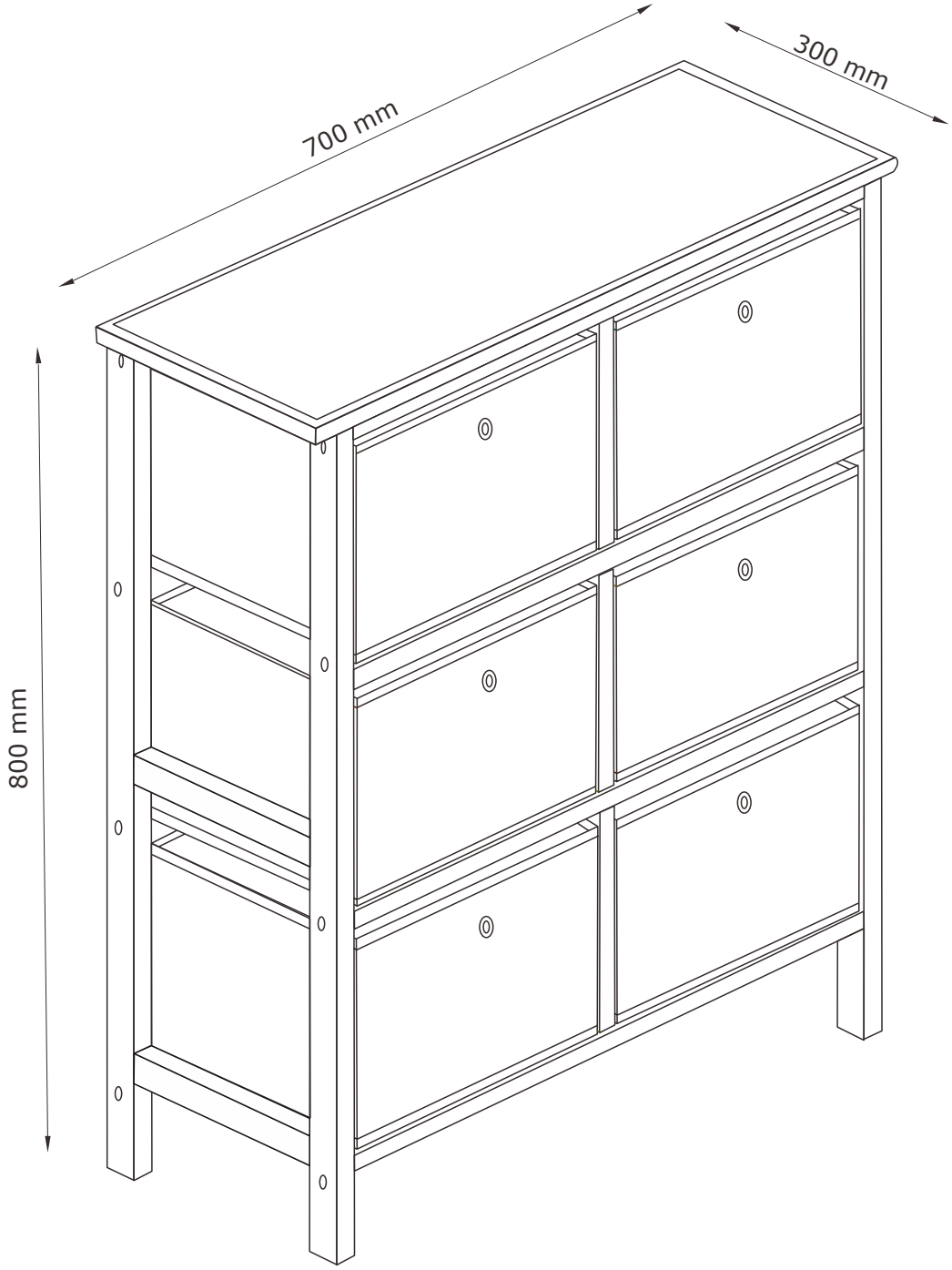

100%
Wood from well-managed forests
FSC™ C123681

FR
Pensez à donner ou recycler.
Association ou Magasin ou Déchèterie
https://quefairedemesdechets.fr

JYSK
JYSK.com

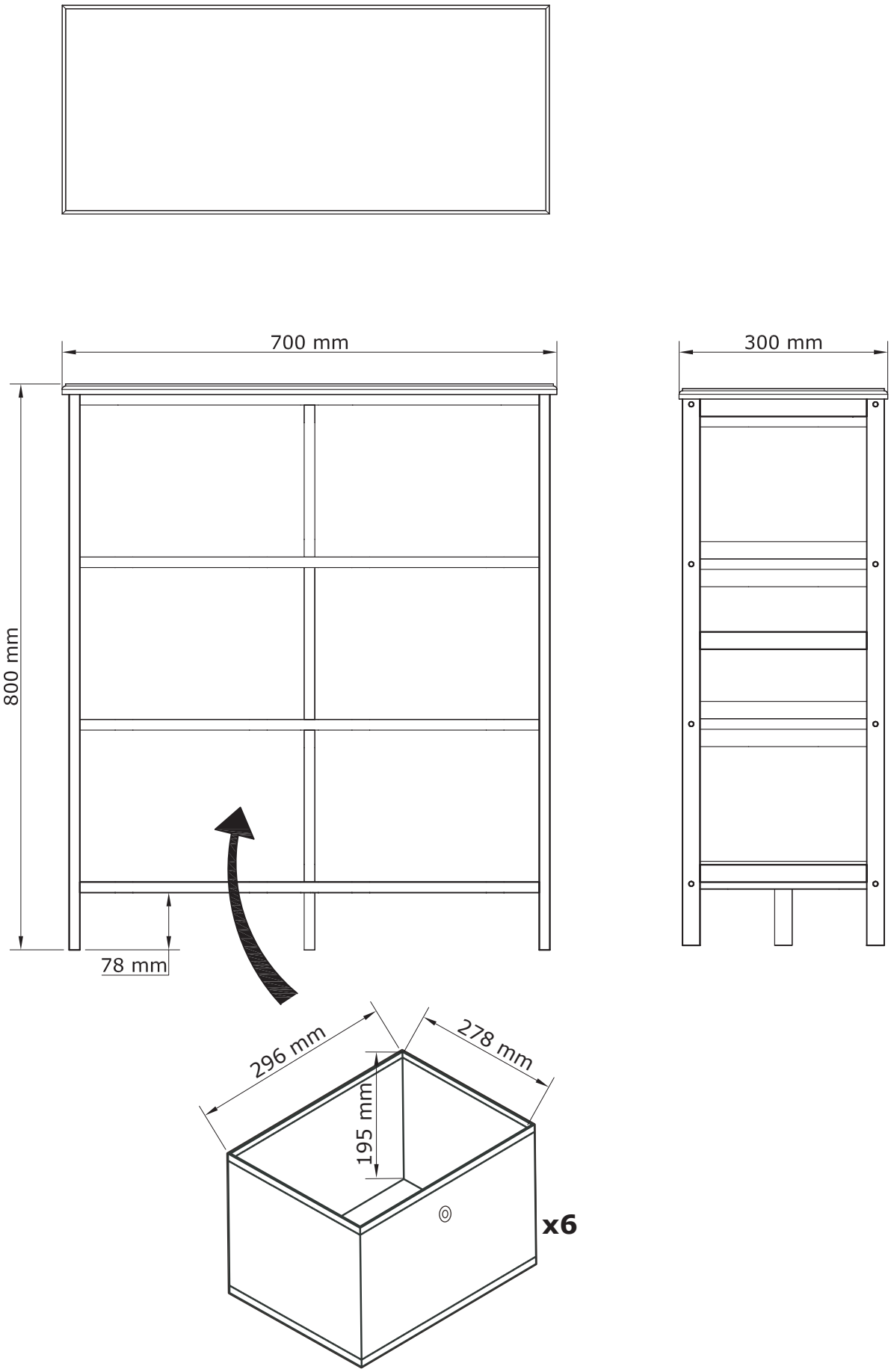
700 mm
300 mm
800 mm
78 mm
296 mm
278 mm
195 mm
x6



EN: ***IMPORTANT INFORMATION!***
Please read the entire manual carefully before starting to assemble and/or using this product. Follow the manual thoroughly and keep it for further reference.

FR: ***INFORMATIONS IMPORTANTES***
Veuillez lire attentivement l'ensemble du manuel avant de commencer à monter et/ou utiliser ce produit. Suivez rigoureusement le manuel et conservez-le pour toute consultation ultérieure.

LV: ***SVARĪGA INFORMĀCIJA!***
Pirms šī izstrādājuma montāžas un/vai lietošanas uzsākšanas pilnībā izlasiet lietošanas pamācību. Stingri ievērojiet pamācības norādījumus un saglabājiet to turpmākai lietošanai.

LT: ***SVARBI INFORMACIJA!***
Prieš pradėdami montuoti gaminį ir (arba) juo naudotis, prašome atidžiai perskaityti visą vadovą. Atidžiai skaitykite vadovą ir turėkite jį su savimi, kad galėtumėte toliau vadovautis jo nuorodomis.

EE: ***OLULINE TEAVE!***
Enne kui alustate toote kokku panemist ja/või kasutamist, lugege see kasutusjuhend hoolikalt läbi. Järgige täpselt juhendis toodud juhiseid ja hoidke juhend alles.

RU: ***ВАЖНАЯ ИНФОРМАЦИЯ!***
Внимательно и полностью прочитайте это руководство, прежде чем приступать к сборке или использованию этого изделия. Следуйте всем инструкциям этого руководства и сохраните его на будущее для справки.

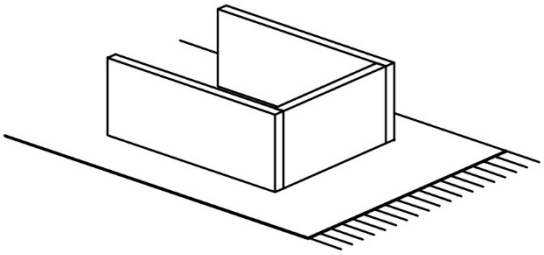

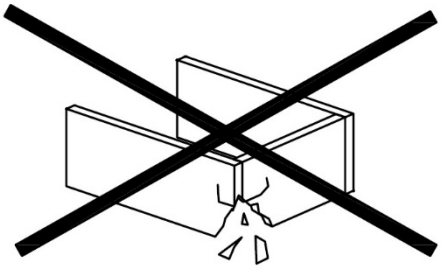

EN: ***WARNING TO AVOID SCRATCHES!***
In order to avoid scratching this furniture should be assembled on a soft layer - could be a rug.

FR: ***AVERTISSEMENT POUR ÉVITER LES RAYURES***
Afin d'éviter les rayures, ce meuble doit être monté sur une surface souple (un tapis, par exemple).

LV: ***BRĪDINĀJUMS PAR SKRĀPĒJUMIEM!***
Lai nesaskrāpētu šo izstrādājumu, veiciet montāžu uz mīkstas pamatnes, piemēram, paklāja.

LT: ***ĮSPĖJIMAS, KAD IŠVENGTUMĖTE ĮBRĖŽIMŲ!***
Šio baldo nesubraižysite, jei jį surinksite ant švelnaus paviršiaus, pavyzdžiui, kilimo.

EE: ***HOIATUS KRIIMUSTUSTE VÄLTIMISEKS!***
Kriimustuste tekkimise vältimiseks mööblile tuleb see kokku panna pehmel pinnal, nt kaltsuvaibal.

RU: ***ПРЕДУПРЕЖДЕНИЕ ОТНОСИТЕЛЬНО ЦАРАПИН!***
Во избежание нанесения царапин, сборку этой мебели необходимо выполнять на мягкой поверхности, например на ковре.

EN: ***IMPORTANT!***
It is important that any product which is assembled using any kind of screw is re-tightened 2 weeks after assembly, and once every 3 months - in order to assure stability through-out the lifespan of the product.

FR: ***IMPORTANT***
Il est important que tout produit monté à l'aide de vis soit resserré 2 semaines après son montage, puis tous les 3 mois, afin de garantir sa stabilité durant tout son cycle de vie.

LV: ***SVARĪGI!***
Ir svarīgi, lai jebkuram produktam, kas tiek uzstādīts ar jebkādu skrūvju palīdzību, skrūves tiktu atkārtoti pievilktas 2 nedēļas pēc montāžas, pēc tam – reizi 3 mēnešos, tā nodrošinot stabilitāti visā izstrādājuma kalpošanas laikā.

LT: ***SVARBU!***
Bet kokį varžtais tvirtinamą gaminį 2 savaites po surinkimo bei kas 3 mėnesius reikia papildomai suveržti – taip užtikrinamas naudojamo gaminio stabilumas.

EE: ***TÄHTIS!***
Oluline on, et toote kruvisid pingutataks 2 nädalat pärast kokkupanekut ja seejärel iga 3 kuu järel, et tagada stabiilsus kogu toote eluea jooksul.

RU: ***ВАЖНО!***
В любом изделии, собранном с использованием винтов любого типа, необходимо через 2 недели после сборки и в дальнейшем каждые 3 месяца подтягивать винты, чтобы обеспечить прочность изделия в течение срока эксплуатации.

EN: ***GENERAL INSTRUCTION FOR FURNITURE MADE OF WOOD OR WOOD COMPOSITES SUCH AS MELAMINE, LAMINATE OR VENEER SURFACES!***
Wipe clean with a damp cloth. Use only water or a gentle detergent.
Wipe dry with a clean cloth.

FR: ***INSTRUCTIONS GÉNÉRALES POUR LE MOBILIER CONSTITUÉ DE BOIS OU DE COMPOSITES DE BOIS (COMME LES SURFACES EN MELAMINÉ, STRATIFIÉ OU PLACAGE)***
Nettoyer à l'aide d'un chiffon humide. Utiliser uniquement de l'eau ou un détergent doux.
Essuyer à l'aide d'un chiffon propre.

LV: ***VISPĀRĒJI NORĀDĪJUMI MĒBELĒM NO KOKA VAI KOKSNES KOMPOZĪTIEM, PIEMĒRAM, MELAMĪNA, LAMINĀTA VAI FINIERA VIRSMĀM!***
Noslaukiet ar mitru drānu. Lietojiet tikai ūdeni vai maigu mazgāšanas līdzekli.
Nosusiniet ar tīru drānu.

LT: ***BALDŲ IŠ MEDIENOS AR MEDIENOS KOMPOZITO, DENGTO MELAMINU, LAMINATU AR PLONU FANEROS SLUOKSNIU, BENDRIEJI VALYMO NURODYMAI!***
Valykite drėgnu skudurėliu. Naudokite tik vandenį arba švelnų valiklį.
Nusausinkite švariu skudurėliu.

EE: ***PUIDUST VÕI MITMEKIHILISEST PUIDUST, NAGU MELAMIINIST, LAMINAADIST VÕI VINEERIST MÖÖBLI ÜLDJUHISED!***
Kasutage puhastamiseks niisket lappi. Kasutage ainult vett või õrnatoimelist puhastusvahendit.
Pühkige puhta lapiga kuivaks.

RU: ***ОБЩИЕ УКАЗАНИЯ ОТНОСИТЕЛЬНО МЕБЕЛИ, ИЗГОТОВЛЕННОЙ ИЗ ДЕРЕВА ИЛИ ДРЕВЕСНЫХ КОМПОЗИЦИОННЫХ МАТЕРИАЛОВ, ТАКИХ КАК МЕЛАМИН, ЛАМИНАТ ИЛИ ШПОН!***
Очистите изделие чистой влажной тканью. Используйте мягкодействующее моющее средство.
Вытрите досуха чистой тряпкой.

EN: ***GENERAL INSTRUCTION FOR FURNITURE WITH FABRIC!***
Wipe clean with a damp cloth. Use only clean water.
Dust and dirt can be vacuum cleaned or wiped with a clean soft cloth.
Do not use detergents, solvents or other chemicals on fabric as this may cause discoloration.
However, certain removable fabrics may be washed, but in such cases there will ALWAYS be a washing instruction on the fabric.

FR: ***INSTRUCTIONS GÉNÉRALES POUR LE MOBILIER EN TISSU!***
Nettoyez à l'aide d'un chiffon humide. N'utilisez que de l'eau claire.
La poussière et la saleté peuvent être aspirées ou essuyées à l'aide d'un chiffon doux et propre.
N'utilisez aucun détergent, solvant ou autre produit chimique sur le tissu, car ceci pourrait le décolorer.
Cependant, certains tissus amovibles peuvent être lavés, mais dans ce cas le tissu comportera TOUJOURS des instructions de lavage.

LV: ***VISPĀRĪGI KOPŠANAS NORĀDĪJUMI MĒBELĒM AR AUDUMU!***
Noslaukiet ar mitru drānu. Izmantojiet tikai tīru ūdeni.
Putekļus un netīrumus var notīrīt ar putekļusūcēju vai noslaucīt ar mīkstu drānu.
Auduma tīrīšanai neizmantojiet mazgāšanas līdzekļus, šķīdinātājus vai citas ķimikālijas, jo auduma krāsa var izbalēt.
Atsevišķus noņemamos audumus var mazgāt, taču tad uz auduma VIENMĒR būs sniegti kopšanas norādījumi.

LT: ***BENDROSIOS INSTRUKCIJOS BALDAMS PADENGTIEMS AUDINIU!***
Švariai nušluostykite drėgna šluoste. Naudokite tik švarų vandenį.
Dulkės ir nešvarumai gali būti susiurbti arba nuvalyti švaria, minkšta šluoste.
Nenaudokite detergentų, tirpiklių ar kitų chemikalų audiniams, nes šie gali sukelti spalvos išblukimą.
Visgi, kai kurie nuimami audiniai gali būti skalbiami, bet tokiais atvejais ant audinio etiketės VISADA turi būti pateiktos skalbimo instrukcijos.

EE: ***ÜLDISED JUHISED KANGAGA MÖÖBLI JAOKS!***
Puhastage niiske lapiga. Kasutage ainult puhast vett.
Tolmu ja mustust saab eemaldada tolmuimejaga või ära pühkida puhta pehme lapiga.
Ärge kasutage kangal pesuvahendeid, lahusteid või muid kemikaale, kuna see võib põhjustada värvimuutusi.
Küll aga võib teatud eemaldatavaid kangaid pesta, kuid sellisel juhul on kanga küljes ALATI pesujuhend.

RU: ***ОБЩИЕ УКАЗАНИЯ ПО УХОДУ ЗА МЕБЕЛЬЮ С ОТДЕЛКОЙ ИЗ ТКАНИ!***
Очистите изделие чистой влажной тряпкой. Используйте только чистую воду.
Пыль и грязь можно удалять пылесосом или чистой мягкой тряпкой.
Не наносите моющие средства, растворители или другие химические вещества на ткань, поскольку они могут привести к вымыванию цвета.
Некоторые съемные элементы из ткани можно стирать. В таких случаях к ткани ОБЯЗАТЕЛЬНО прилагается инструкция по стирке.



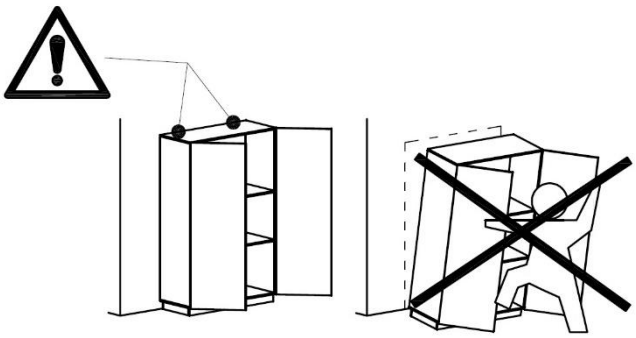

EN: ***ANTI-TOPPLE WARNING!***
This product has to be permanently fixed to the wall with the bracket(s) included, to avoid fatal injury in case it topples over. The pack only contains screws for fastening the anti-topple bracket(s) itself to the product. Please contact your DIY or hardware store for advice on the correct type of screws/raw plugs for your type of wall.

FR: ***AVERTISSEMENT ANTIBASCULEMENT***
Ce produit doit être fixé de manière permanente au mur à l'aide du/des support(s) inclus afin d'éviter des blessures mortelles en cas de basculement. L'emballage contient des vis pour attacher le(s) support(s) antibasculement au produit. Veuillez contacter votre magasin de bricolage ou votre quincaillerie pour obtenir des conseils sur le type de vis/chevilles adapté à votre mur.

LV: ***BRĪDINĀJUMS PAR APGĀŠANOS!***
Šis produkts ir jāpiestiprina pie sienas ar komplektā iekļauto(-ajiem) kronšteinu(-iem), lai novērstu nāvējošu savainojumu risku, tam apgāžoties. Iepakojumā ir skrūves tikai pretapgāšanās kronšteina(-u) piestiprināšanai pie produkta. Informāciju par to, kādas skrūves piemērotas Jūsu sienai, jautājiet saimniecības preču vai būvizstrādājumu veikalā.

LT: ***ĮSPĖJIMAS DĖL NUVIRTIMO!***
Šį gaminį būtina tinkamai pritvirtinti prie sienos naudojant pridėtas gembes, kad išvengtumėte mirtino sužalojimo jam nuvirtus. Pakuotėje yra tik varžtai gembėms prie gaminio pritvirtinti. Užeikite į artimiausią statybinių prekių parduotuvę ir paprašykite savo sienai tinkamiausių varžtų (kaiščių).

EE: ***ÜMBERKUKKUMISOHT!***
Toote ümberkukkumisest tuleneda võiva eluohtliku õnnetuse vältimiseks tuleb see kinnitada komplekti kuuluva(te) kronsteini(de) abil püsivalt seina külge. Komplekti kuuluvad ainult kruvid, mis on mõeldud ümberkukkumist takistava(te) kronsteini(de) kinnitamiseks toote külge. Soovituste saamiseks sobivate kruvide/tüüblite leidmiseks oma seina jaoks, konsulteerige DIY esindaja või rauakaupade kaupluse müüjaga.

RU: ***ПРЕДУПРЕЖДЕНИЕ ОБ ОПРОКИДЫВАНИИ!***
Во избежание опрокидывания это изделие должно быть надежно прикреплено к стене с помощью прилагаемых кронштейнов. В комплект входят винты только для прикрепления кронштейнов к самому изделию. Шурупы и дюбели для крепления к стене конкретного типа можно найти в строительном или хозяйственном магазине.

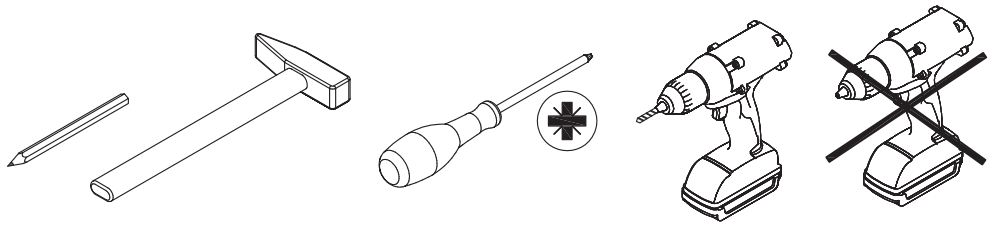

A x 16 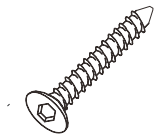 Ø5x40 mm	B x 1 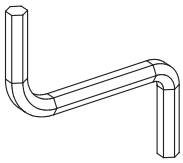 4 mm	C x 4 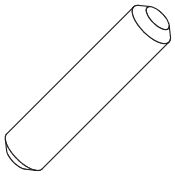 Ø6 x 30mm	D x 4 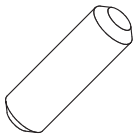 Ø6 x 20mm
E x 13 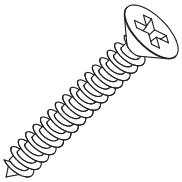 Ø4 x 30mm	F x 4 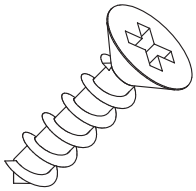 Ø3 x 12 mm	G x 1 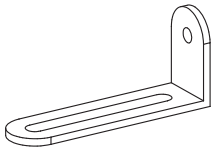 73x25x1,5 mm	H x 5 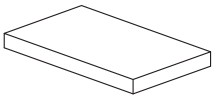 20x10x3 mm
I x 16 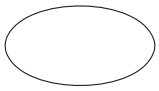 Ø15 mm	J x 2 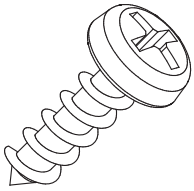 Ø4 x 12 mm		

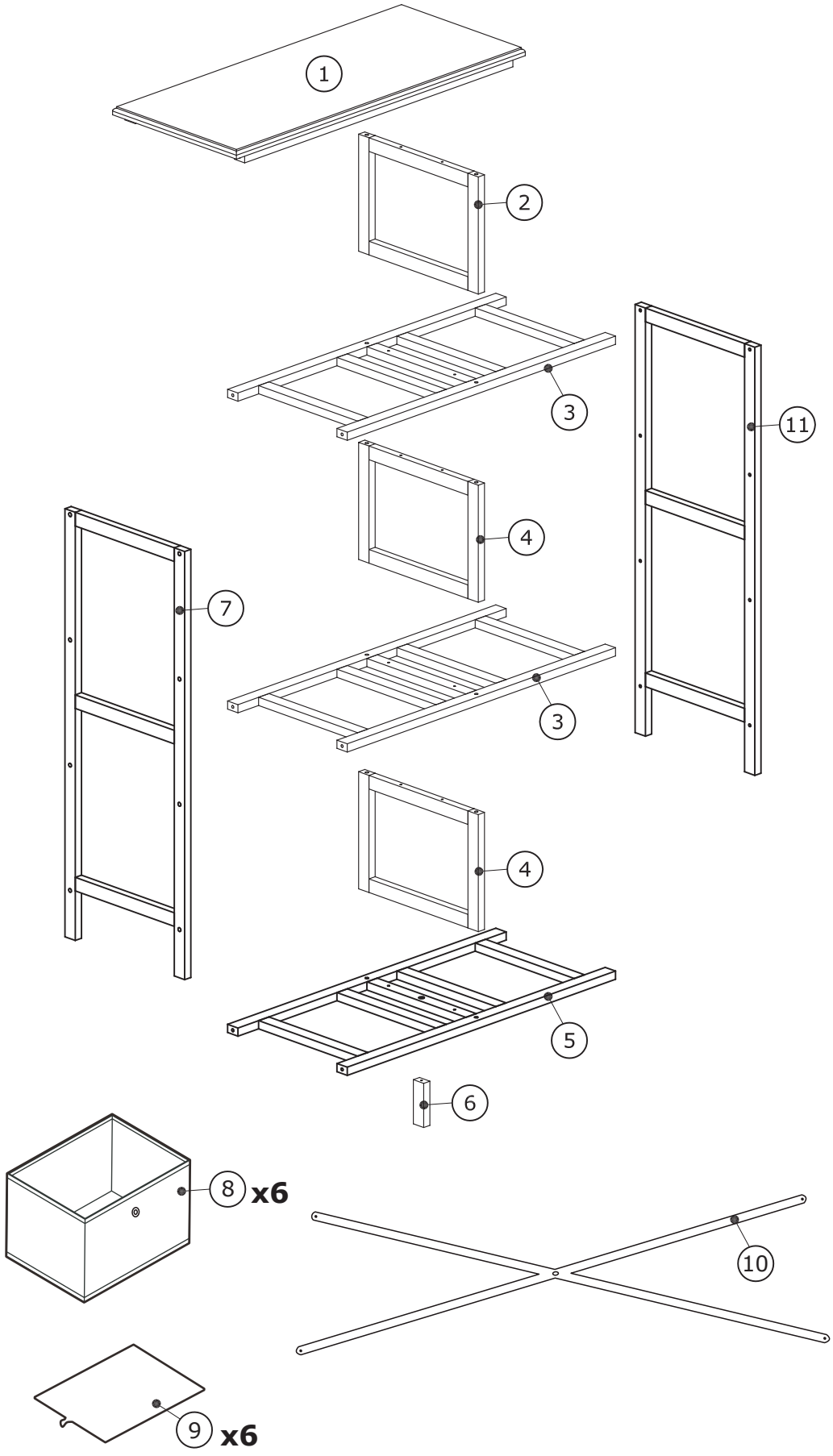
1
2
3
11
4
7
3
4
5
6
8 x6
10
9 x6

Box 1/1:

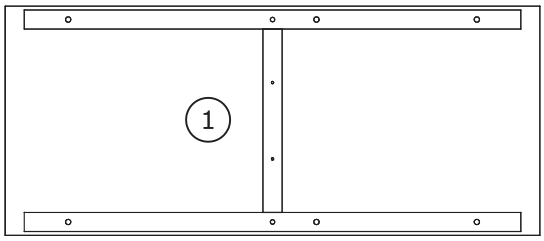

700x300x29 mm

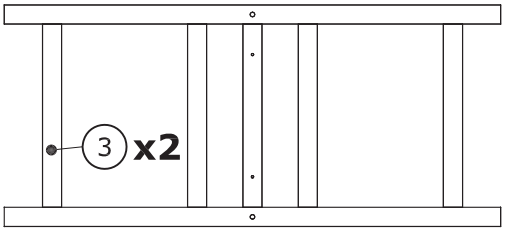

645x288x14 mm



786x290x14 mm

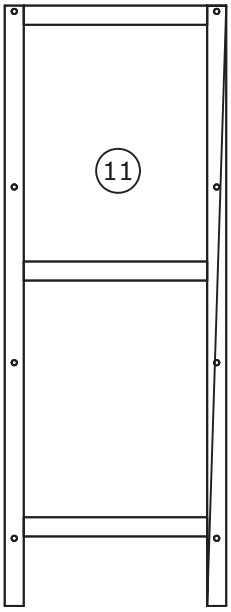

786x290x14 mm

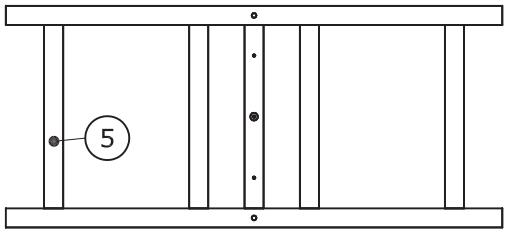

645x288x14 mm

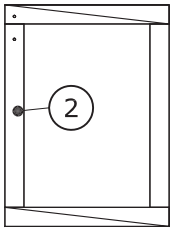

286x214x14 mm

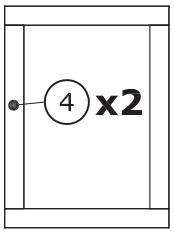

286x214x14 mm

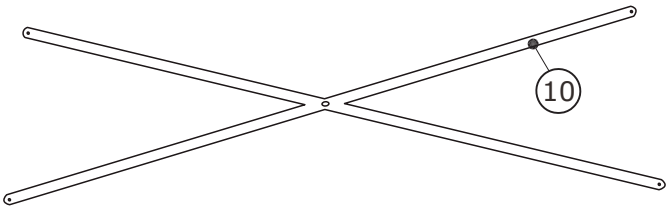

830xØ5 mm

82x25x15 mm



300x280x200 mm



298x278x2 mm

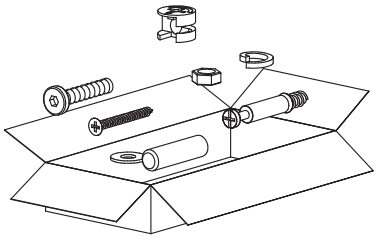

1

G x 1	J x 2	
73x25x1,5 mm	Ø4 x 12 mm	

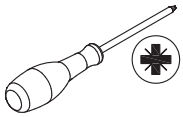

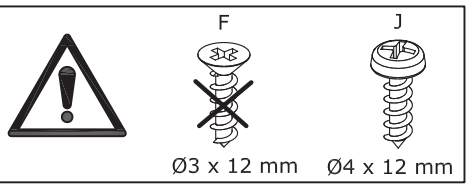

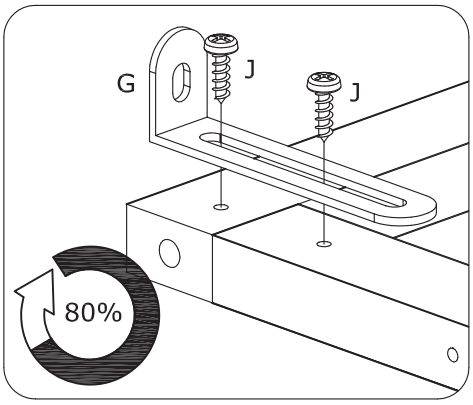

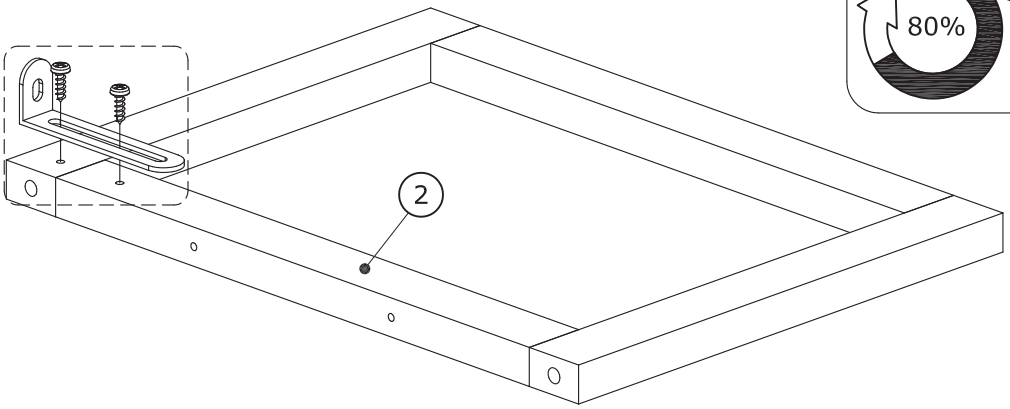

2

D x 2	
Ø6 x 20mm	

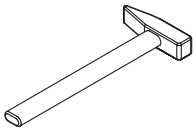

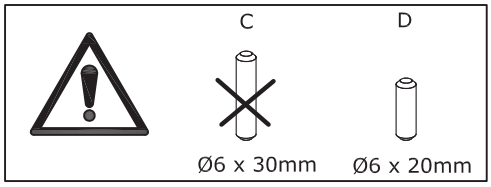

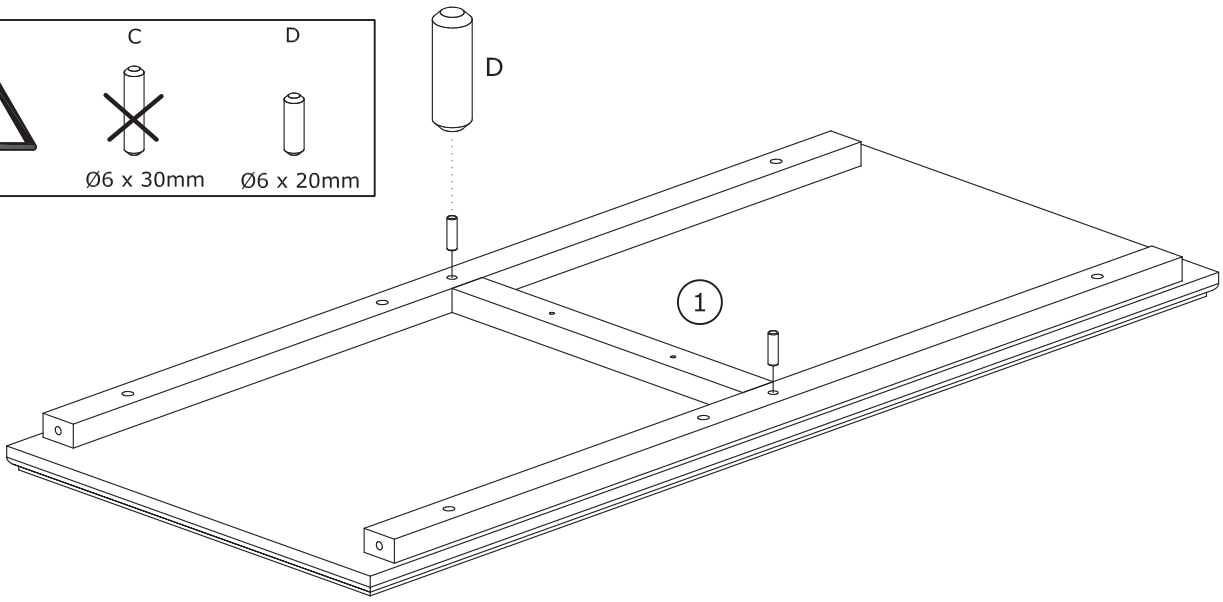

3

E x 2

Ø4 x 30mm

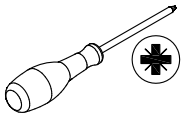

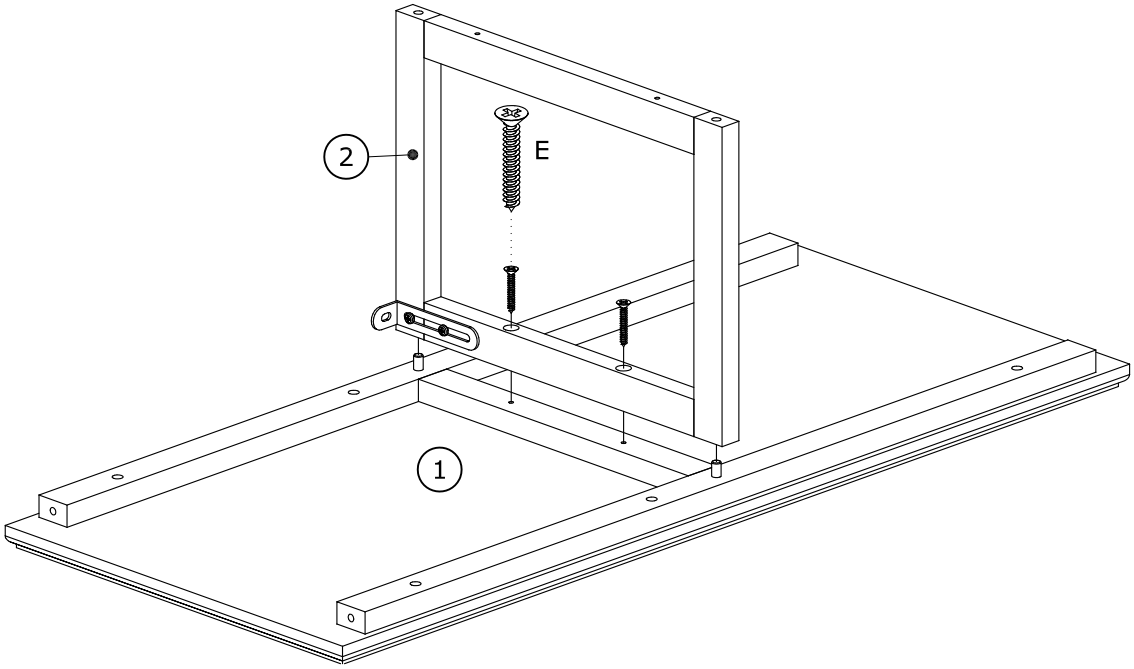

4

C x 2

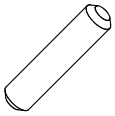

Ø6 x 30mm

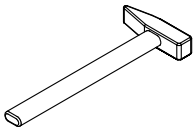

D

Ø6 x 20mm

C

Ø6 x 30mm

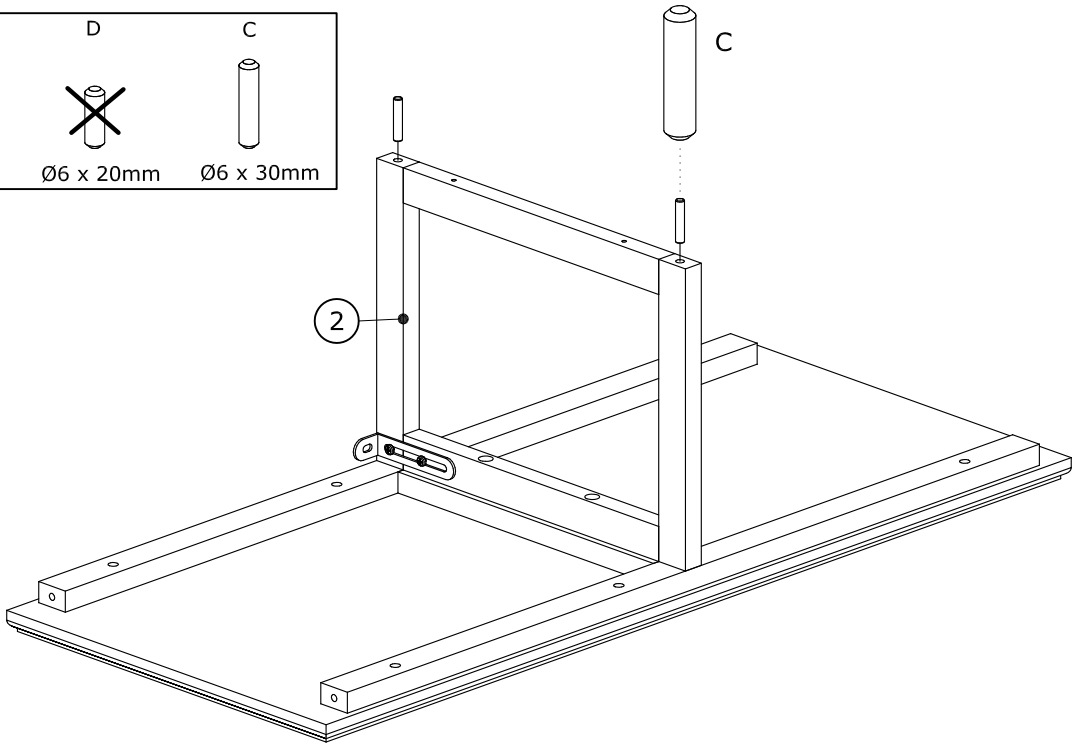

5

E x 2	
Ø4 x 30mm	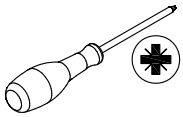

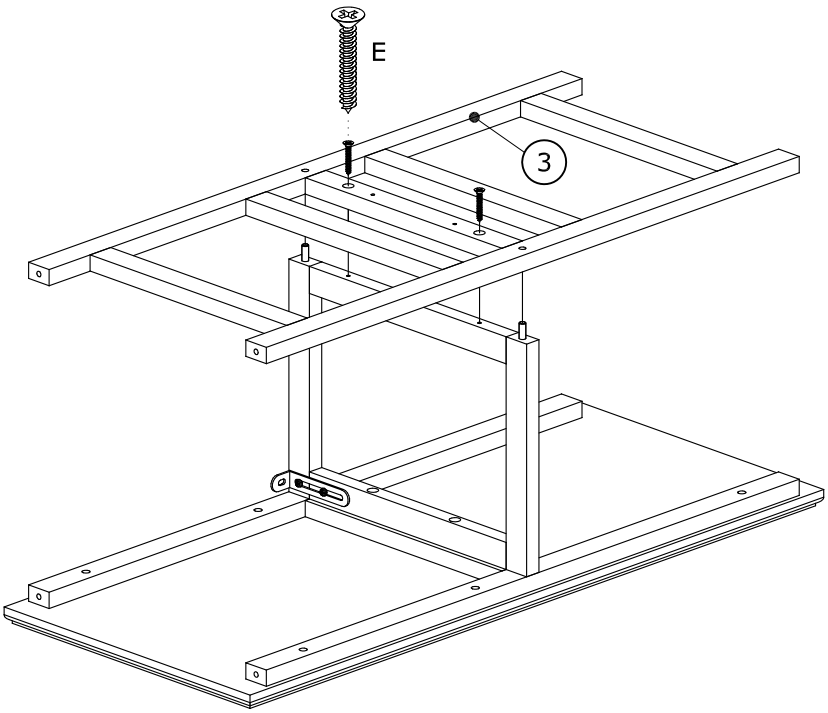

6

E x 2	
Ø4 x 30mm	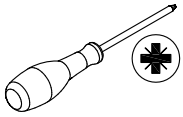

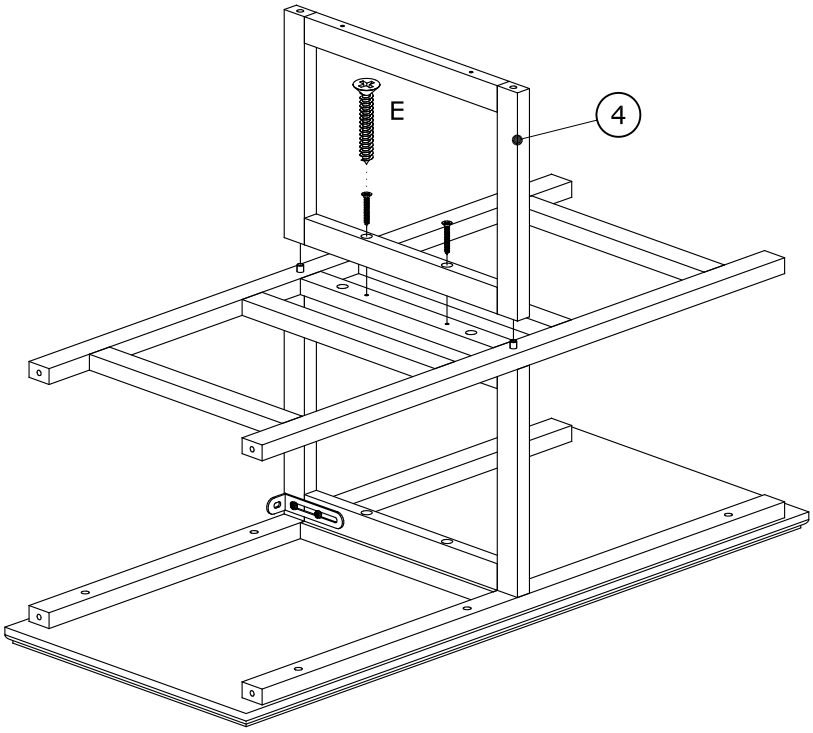

7

C x 2

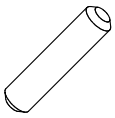

Ø6 x 30mm

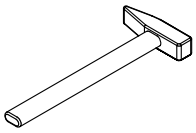

D

Ø6 x 20mm

C

Ø6 x 30mm

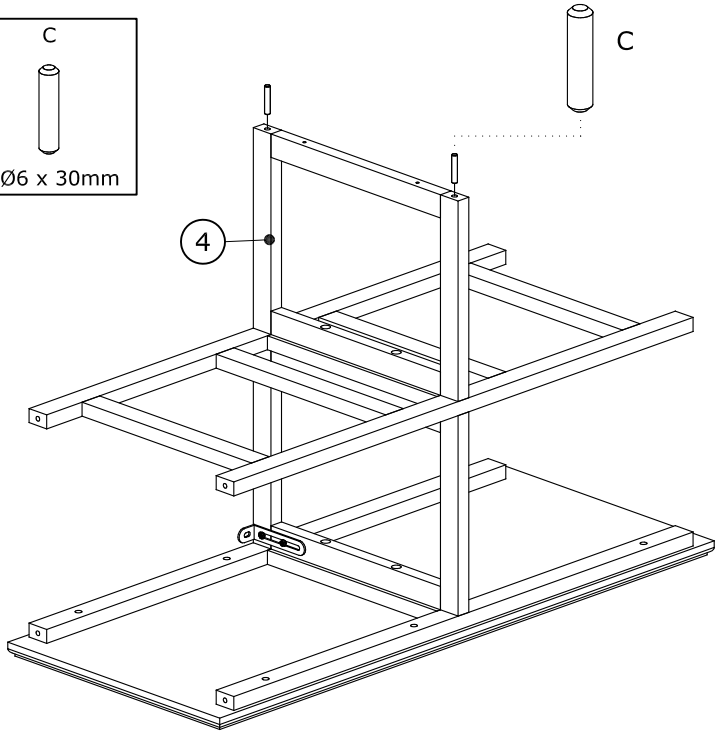

8

E x 2

Ø4 x 30mm

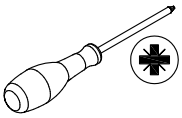

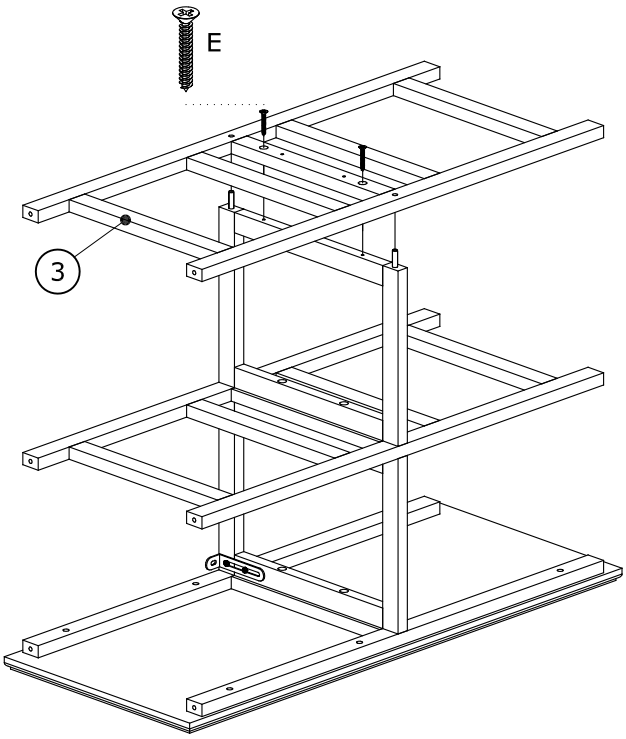

9

E x 2	
Ø4 x 30mm	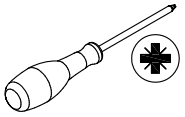

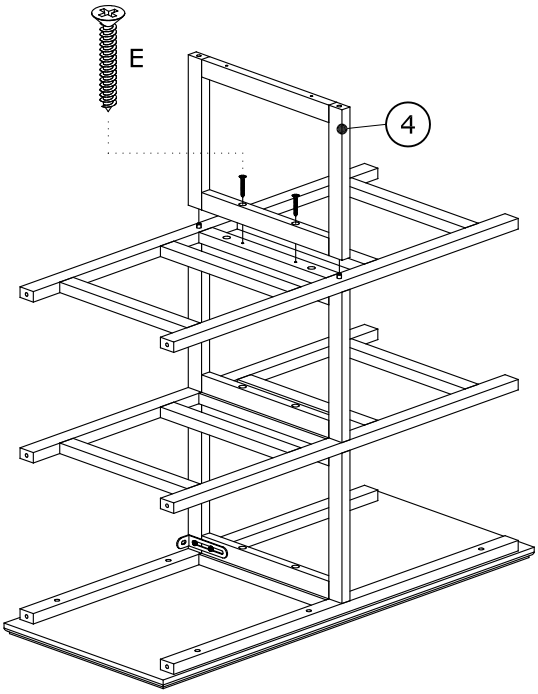

10

D x 2	
Ø6 x 20mm	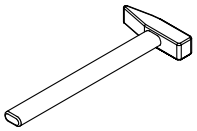

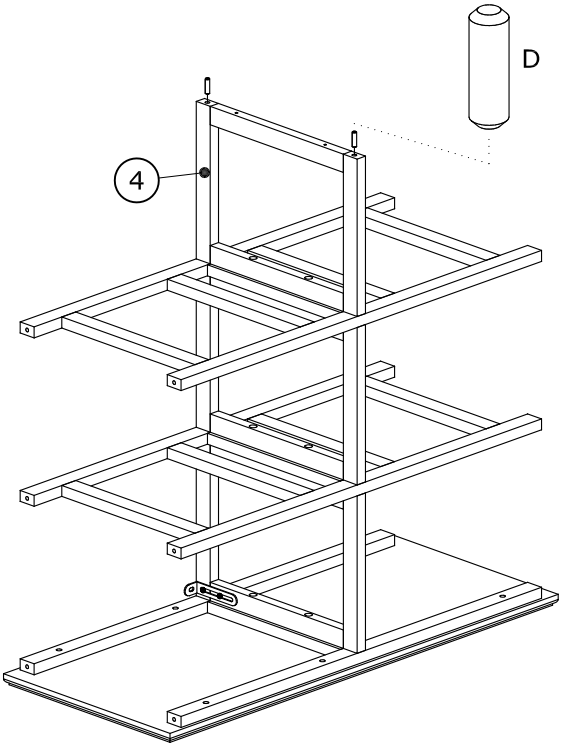

11

E x 1	
Ø4 x 30mm	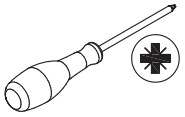

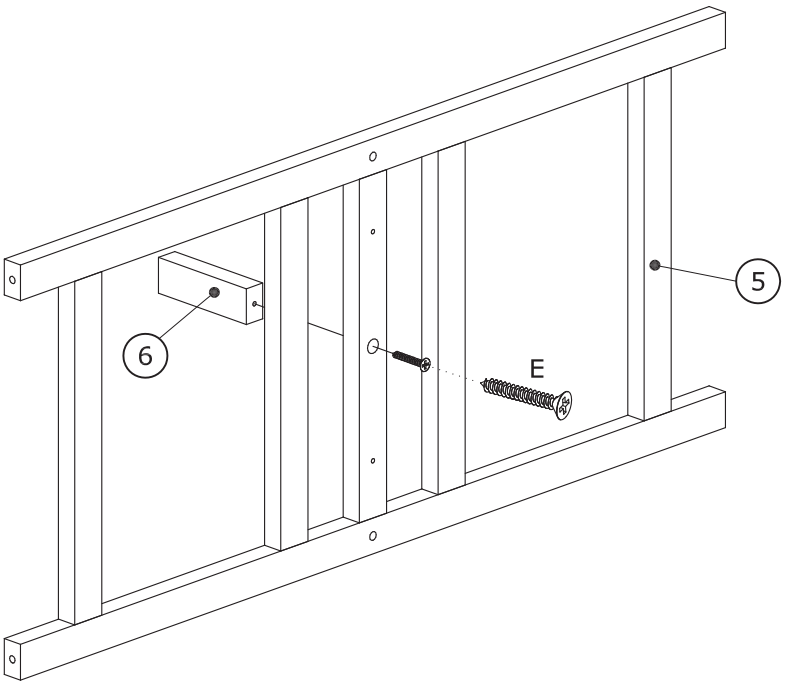

12

E x 2	
Ø4 x 30mm	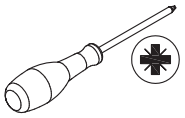

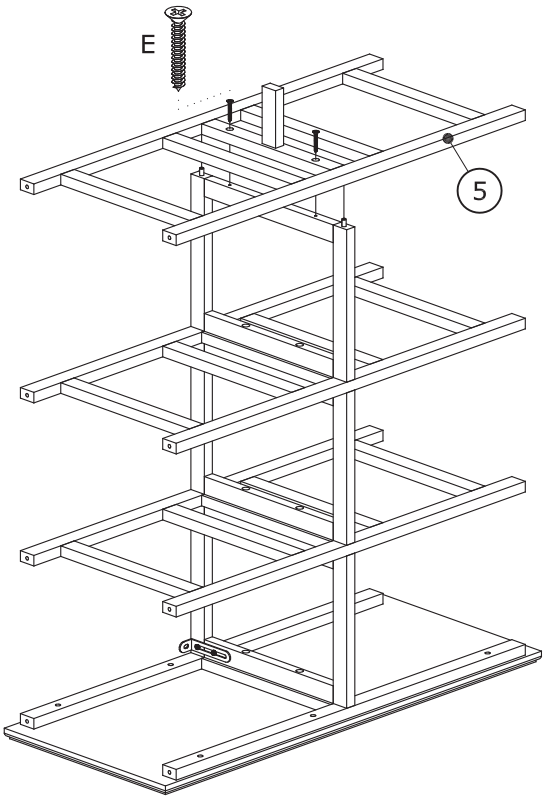

13

Ax16	B x 1
Ø5x40 mm	4 mm

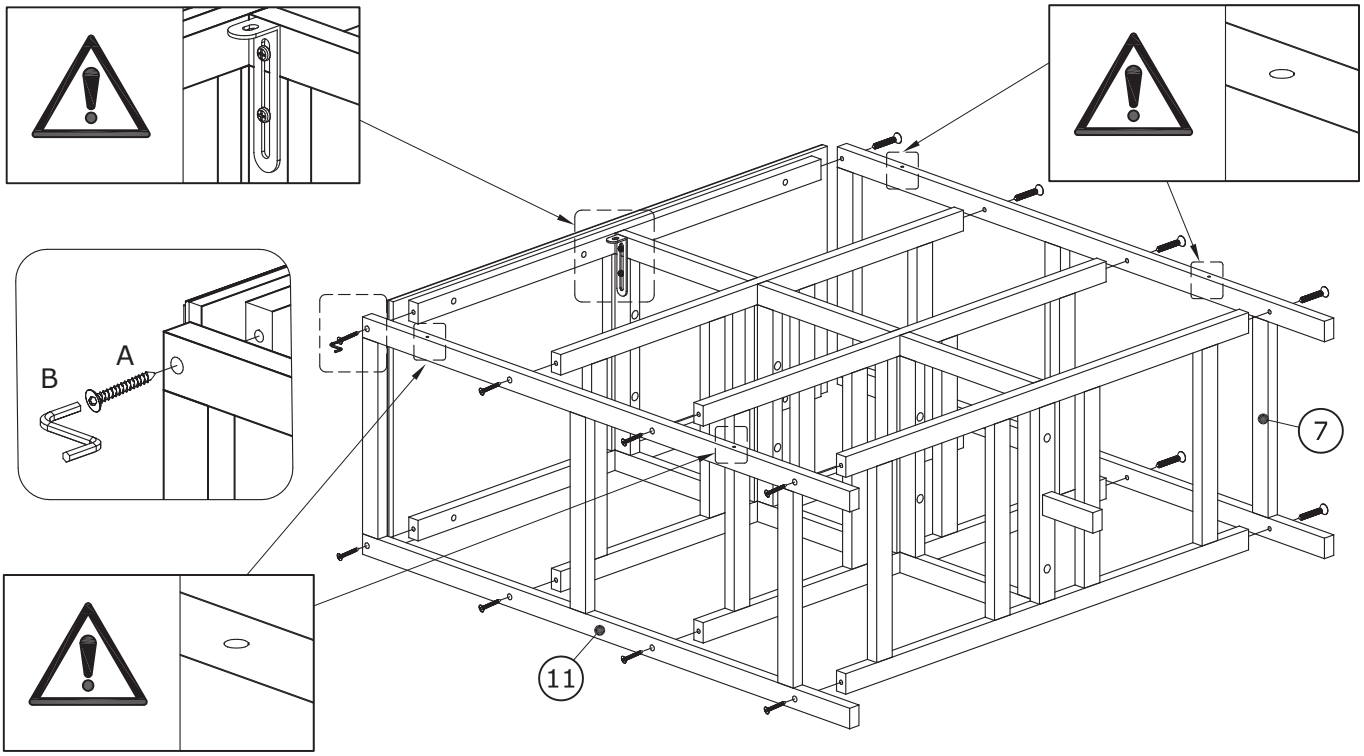

14

F x 4	
Ø3 x 12 mm	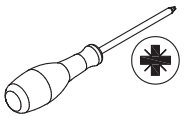

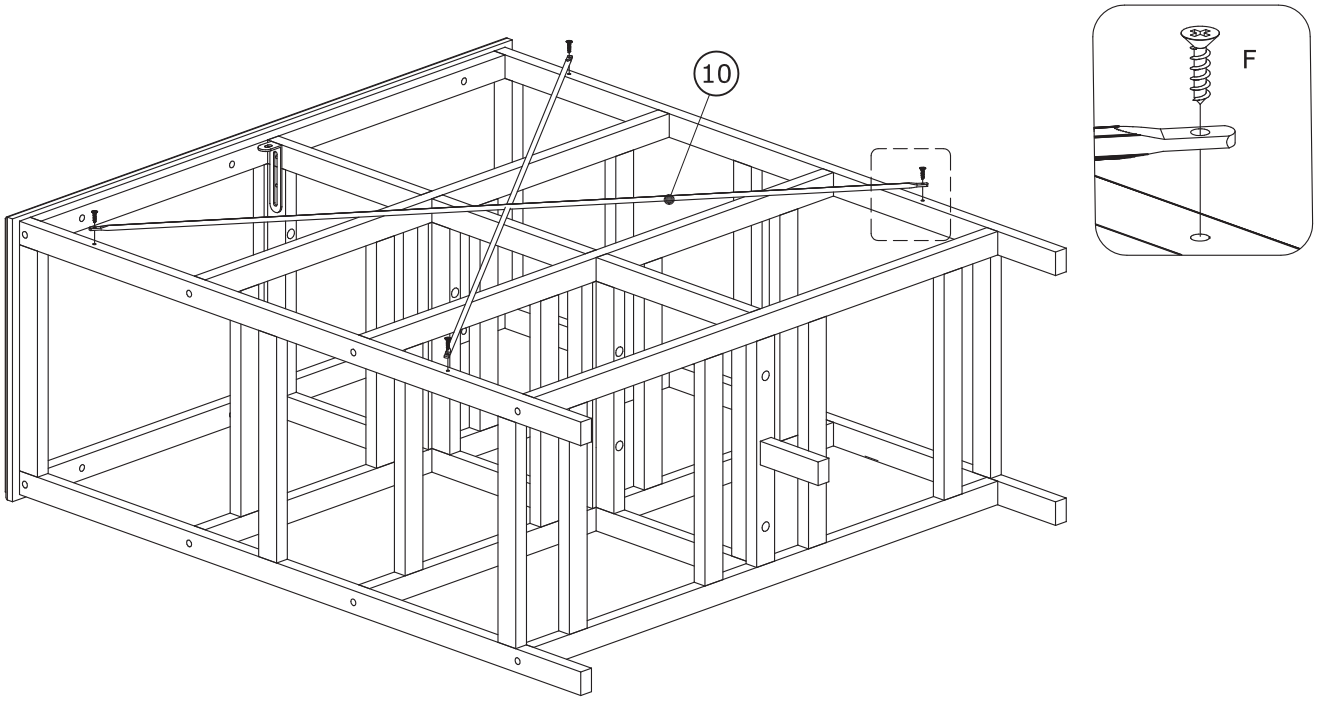

15

H x 5 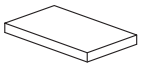 20x10x3 mm	

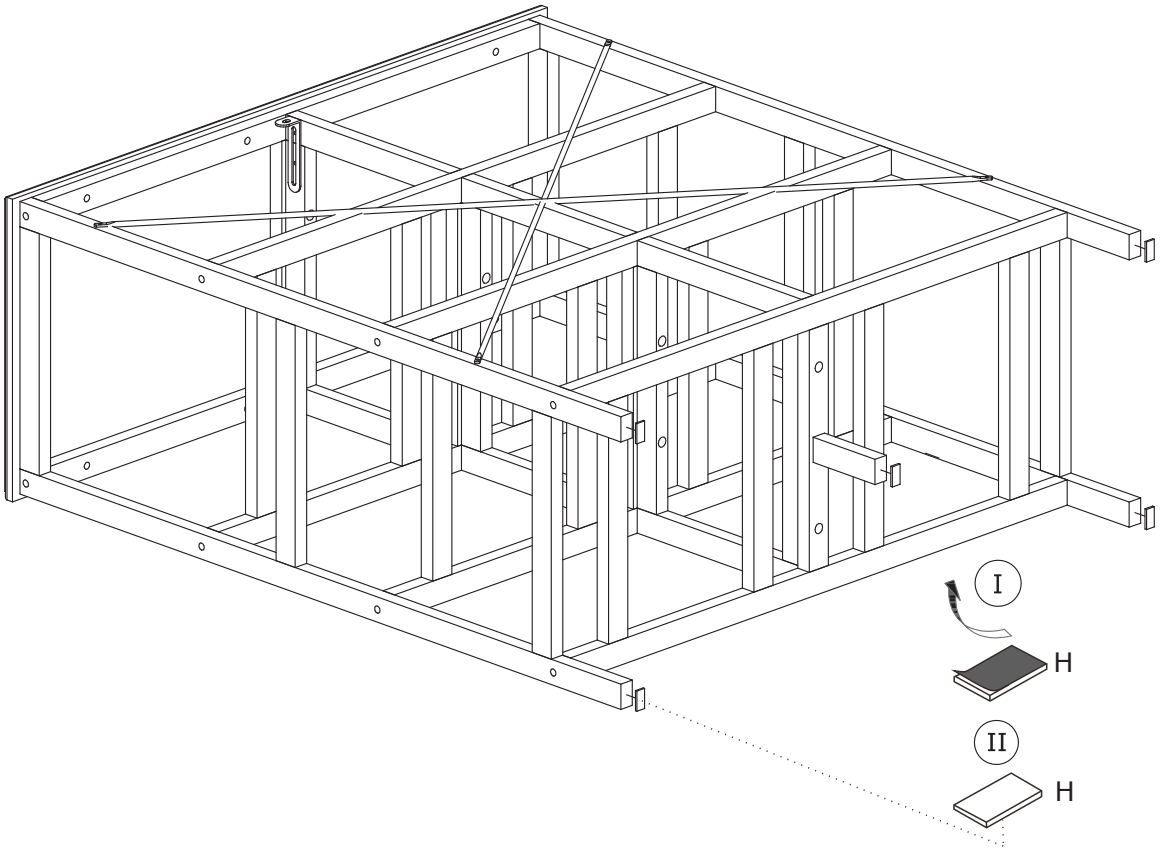

16

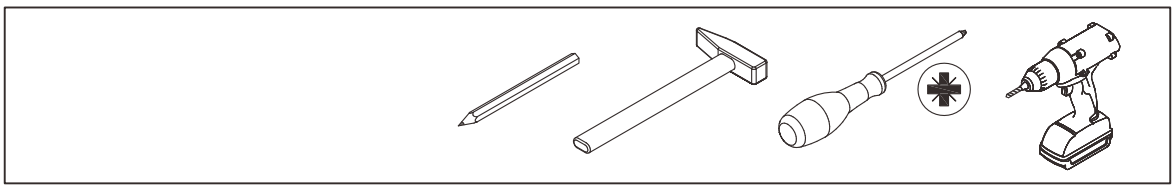



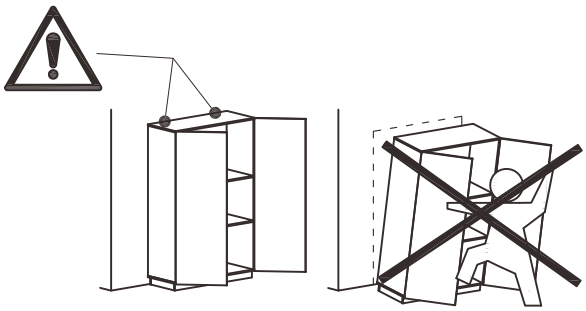

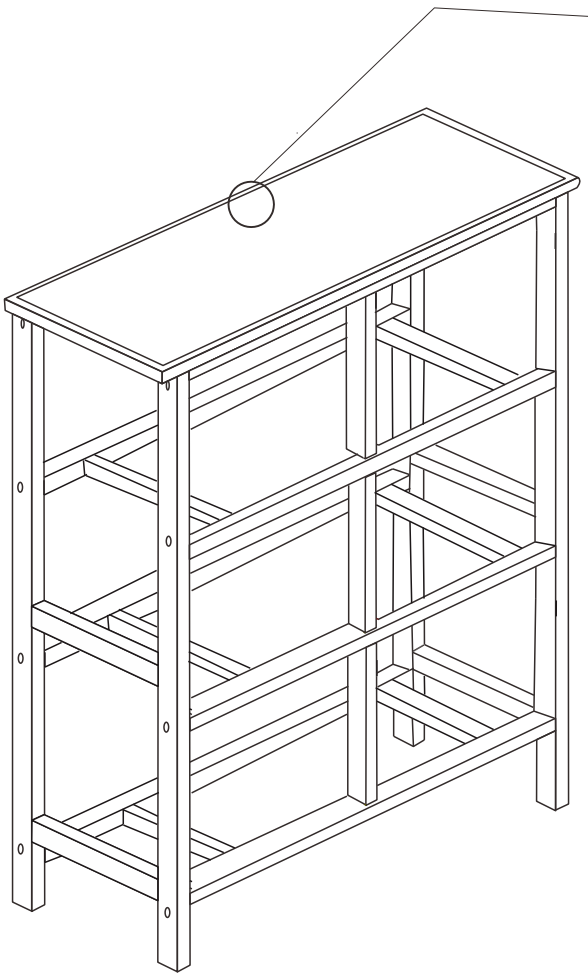

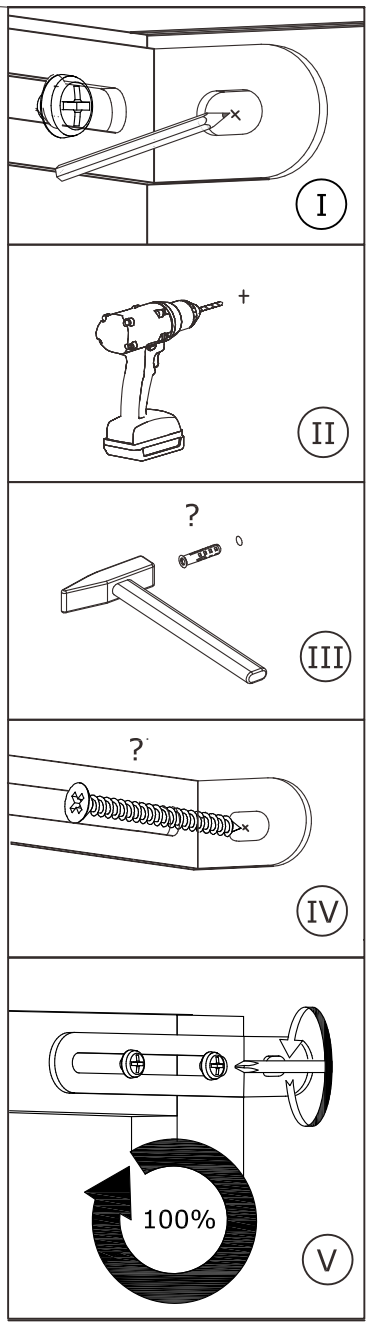



17

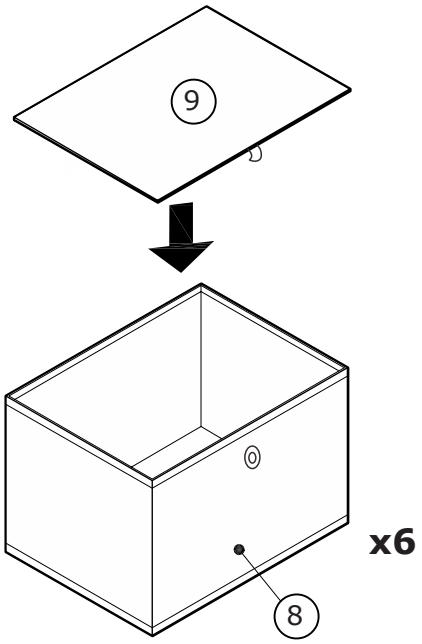

18

Ix16 Ø15 mm	

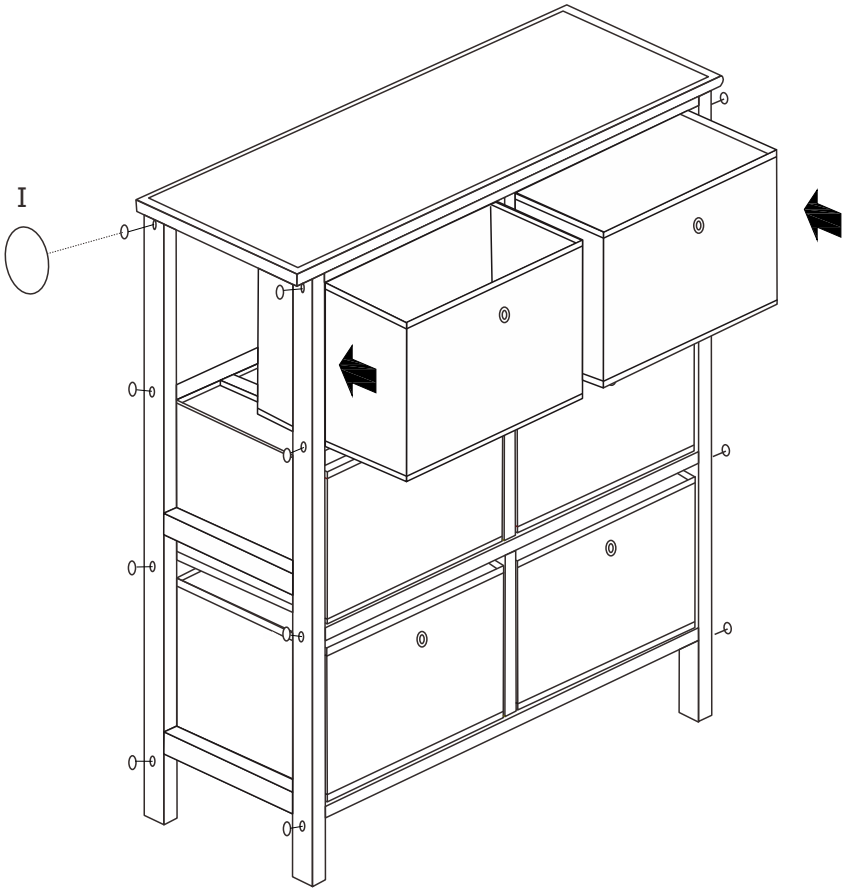

19

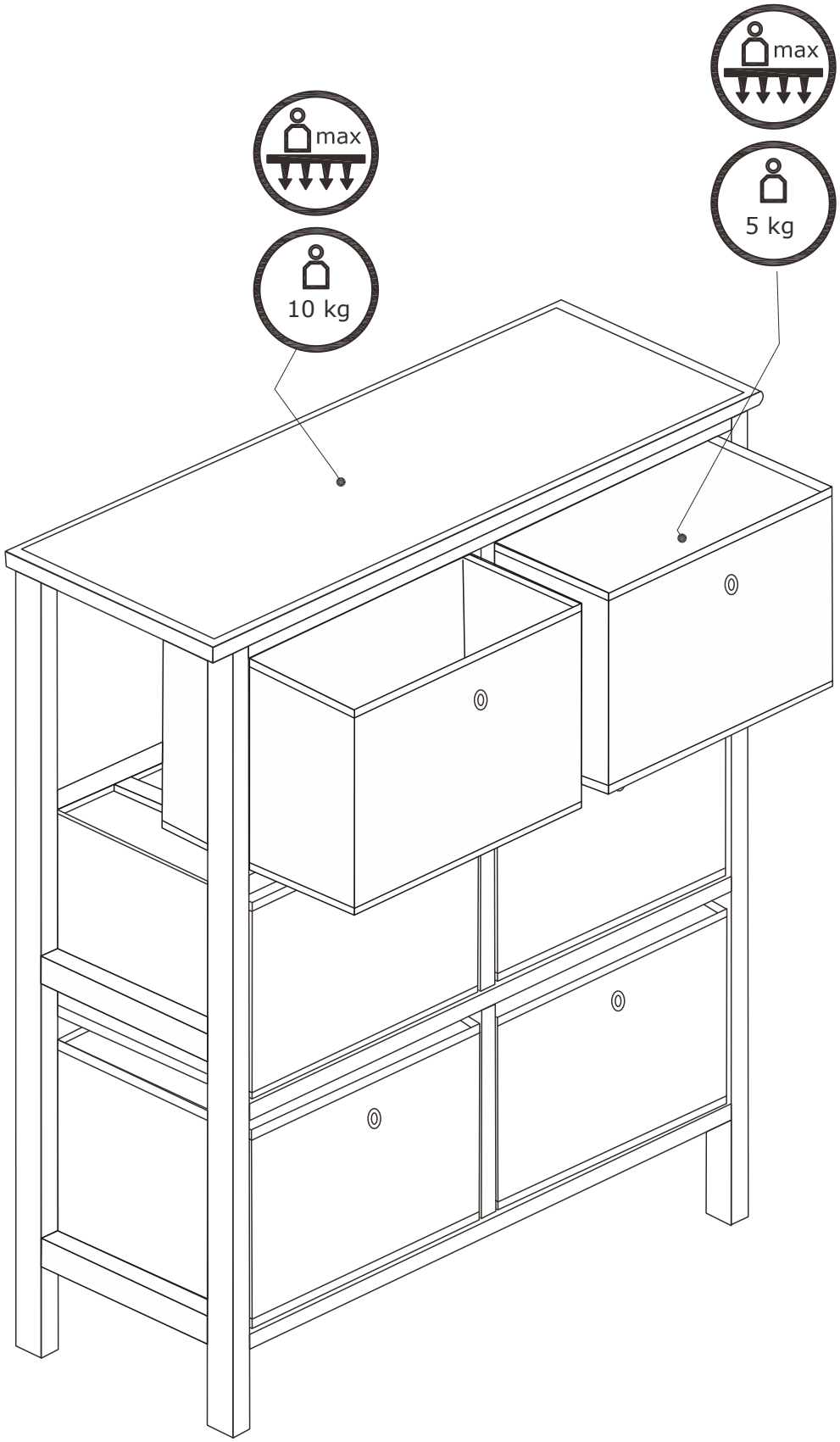

22
PAP